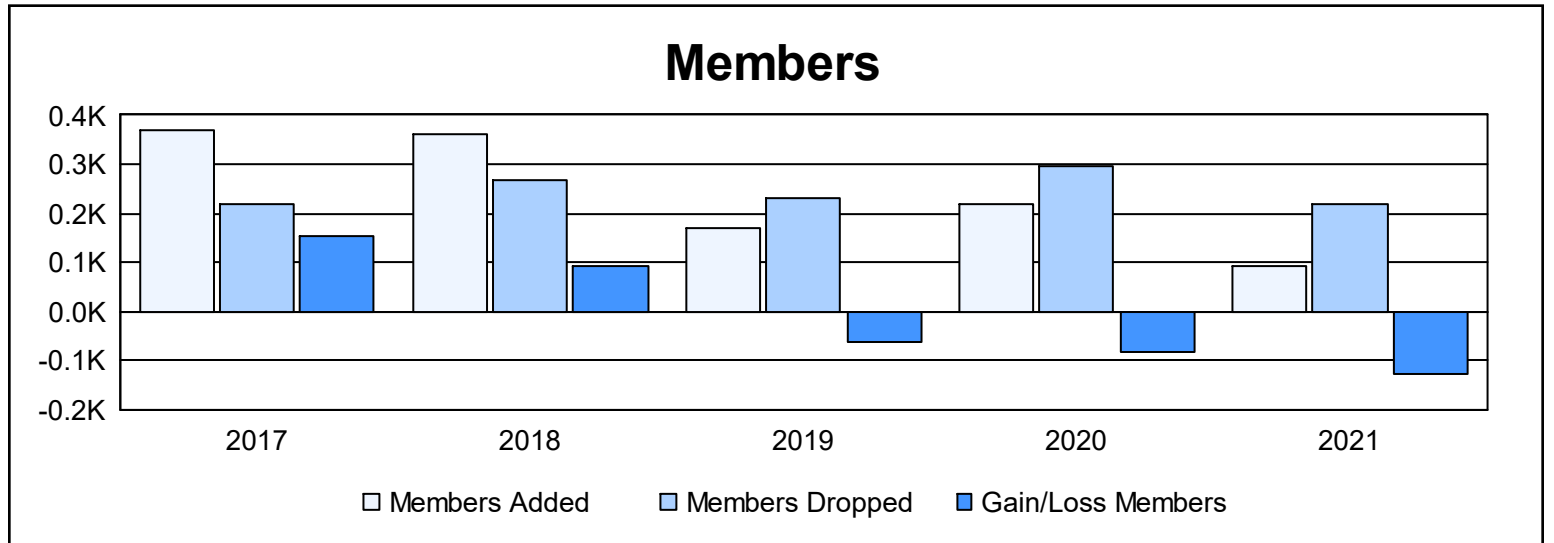
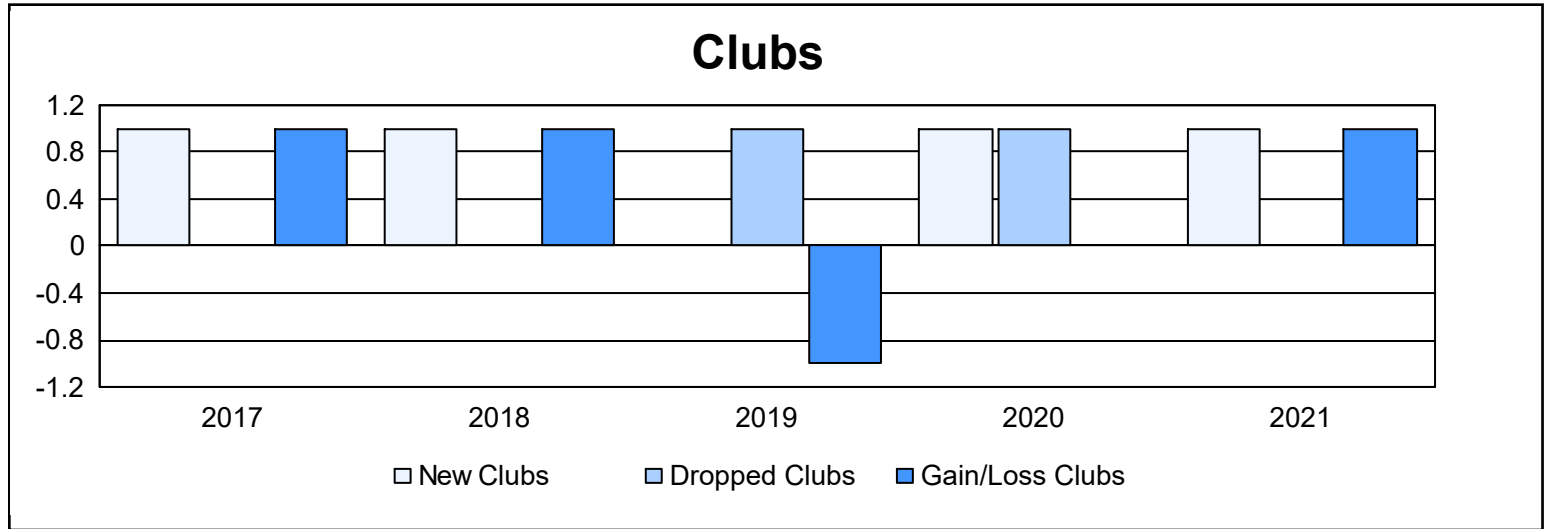
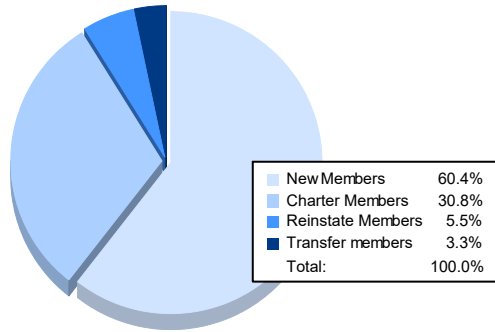


Year	New Clubs	Dropped Clubs	Gain/ Loss Clubs	New Members	Charter Members	Reinstate Members	Transfer Members	Total Member Added	Total Members Dropped	Gain/ Loss Members
2016-2017	1	0	1	293	60	15	3	371	217	154
2017-2018	1	0	1	327	25	6	5	363	269	94
2018-2019	0	1	-1	166	3	0	2	171	232	-61
2019-2020	1	1	0	179	23	5	10	217	298	-81
2020-2021	1	0	1	55	28	5	3	91	218	-127
<b>Average</b>	<b>1</b>	<b>0</b>	<b>0</b>	<b>204</b>	<b>28</b>	<b>6</b>	<b>5</b>	<b>243</b>	<b>247</b>	<b>-4</b>



### Membership Composition June 2021 Cumulative



### Gender Composition June 2021 Cumulative

